


AIE015-AT NEW

Robotics Developer Kit with NVIDIA® Jetson Thor™, 1 HDMI, 1 GbE, 1 QSFP28, 6 USB, 2 COM/CAN, 16-CH DIO, and 8-CH GMSL for Physical AI and Robotics



Features

- NVIDIA® Jetson Thor™ (Up to 2070 FP4 TFLOPS)
- Ideal for NVIDIA Isaac™, NVIDIA Holoscan, and NVIDIA Metropolis
- Effortless management with USB and PoE device power control
- Supports 1 QSFP28 & 8-CH GMSL for camera and sensor fusion
- Seamless connectivity with 5G, Wi-Fi 6E, and GbE combined
- Support multiple purpose of AI model for robotics and physical AI application

NVIDIA® Jetson Thor™ - T5000 available through to 2035*
The official end of life notice will be sent for at least 8 months before the last shipment.

Specifications

AI Accelerator	NVIDIA® Jetson Thor™ Jetson T5000™ (2070 FP4 TFLOPS) Jetson T4000™ (1200 FP4 TFLOPS)
CPU	Jetson T5000: 14-core Arm® Neoverse®-V3AE 64-bit CPU 1 MB L2 cache per core 16 MB shared system L3 cache Jetson T4000: 12-core Arm® Neoverse®-V3AE 64-bit CPU 1 MB L2 cache per core 16 MB shared system L3 cache
GPU	Jetson T5000: 2560-core NVIDIA Blackwell architecture GPU with 96 fifth-gen Tensor Cores Multi-Instance GPU (MIG) with 10 TPCs Jetson T4000: 1536-core NVIDIA Blackwell architecture GPU with 64 fifth-gen Tensor Cores Multi-Instance GPU (MIG) with 6 TPCs
System Memory	Jetson T5000: 128 GB 256-bit LPDDR5X 273 GB/s Jetson T4000: 64 GB 256-bit LPDDR5X 273 GB/s
Carrier Board	PSB909
I/O Outlet	1 x HDMI 2.1 (lockable) with 4K2K supported 1 x QSFP28 (up to 4 x 25GbE; Jetson T5000: 4 x 25GbE / Jetson T5000: 3 x 25GbE) 1 x 10/100/1000 Mbps PoE (Intel® I210-IT; optional PoE (PSE, 30W)) 4 x USB 3.2 Gen 2 one of them is for image flash 2 x USB 2.0 1 x 16-CH DIO (non-isolated, 5V TTL) (by option) 2 x DB9 for COM port (RS-232/422/485) & CAN (supports CAN 2.0A/B and CAN FD) *CAN is supported only on the T5000. 8 x Fakra-Z connector for GMSL1/2 camera (by option) 1 x recovery button 1 x reset button TPM 2.0 by option 1 x 9 to 36VDC power input connector

Specifications

Storage	1 x M.2 Key M 2280 with PCIe x4 NVMe SSD slot *Thor only supports SSD for the bootable device. *The AIE015-AT requires an SSD for image installation. Kindly order the SSD if you need image installation service.
Expansion Interface	2 x 40-pin expansion box header: #1: 5V, 3.3V, 2 x UART, I ² S, 2 x I ² C, SPI, 2 x PWM, 4 x GPIO #2: 12V, 5V, 2 x 8-CH DIO (5V), 2 x CAN, 1 x GPIO *CAN is supported only on the T5000. 1 x M.2 Key E 2230 slot for Wi-Fi 6E 1 x full-size PCI Express Mini Card slot (USB + PCI Express signal) for Wi-Fi/LTE 1 x M.2 Key B 3042/3052 slot for 5G/LTE 1 x Nano SIM slot
System Indicator	1 x green LED for system power-on 1 x amber LED for M.2 SSD storage
Power Supply	9 to 36 VDC (typical 12/24 VDC) with smart ignition power control
Operating Temperature	TBC
Relative Humidity	10% to 95% relative humidity, non-condensing
Vibration	IEC 60068-2-64 (with SSD: 3Grms STD, random, 5 to 500 Hz, and 1 hr/axis)
Shock	IEC 60068-2-27 (with SSD: 50G, half-sine, and 11 ms duration)
Dimensions (W x D x H)	212 x 182 x 79.34 mm (8.35" x 7.17" x 3.12") *The above dimensions exclude the wall mount kit.
Weight (net/gross)	TBC
Certifications	CE
OS Support	Linux Ubuntu 24.04 or later

Ordering Information

Standard

AIE015-AT	Edge AI developer kit with NVIDIA Jetson T5000, 1 HDMI, 1 GbE, 1 QSFP28, 6 USB, 2 COM/CAN, 16-CH DIO, and 8-CH GMSL for physical AI and robotics
-----------	--

Optional

M.2 NVMe SSD 128GB or above

*The AIE015-AT requires an SSD for image installation. Kindly order the SSD if you need image installation service.

5G module

LTE module

Wi-Fi module

Power cord

24V/230W adapter

* Specifications and certifications may vary based on different requirements.

Remote Management Enrollment

Allxon Portal - Sign up for 24/7 secure service to access comprehensive remote device management features through a centralized cloud platform.

*Enrollment Page: https://allxon.com/jetson/device_enroll/

Packing List

1 x terminal block connector

1 x screw pack

1 x M.2 SSD thermal kit

1 x 5G module thermal kit

1 x wall mount kit

Power Protection

DC Adapter

OVP (over voltage protection)

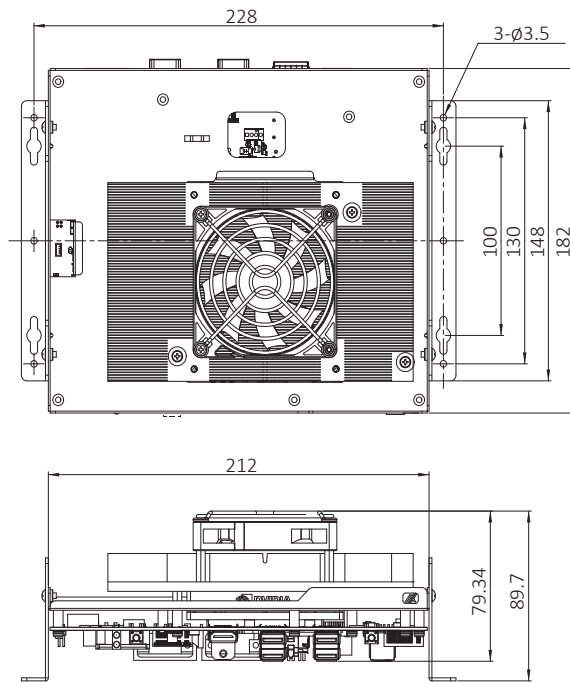
OCP (over current protection)

UVP (under voltage protection)

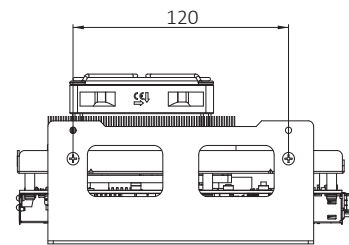
Reserve protection

Dimensions

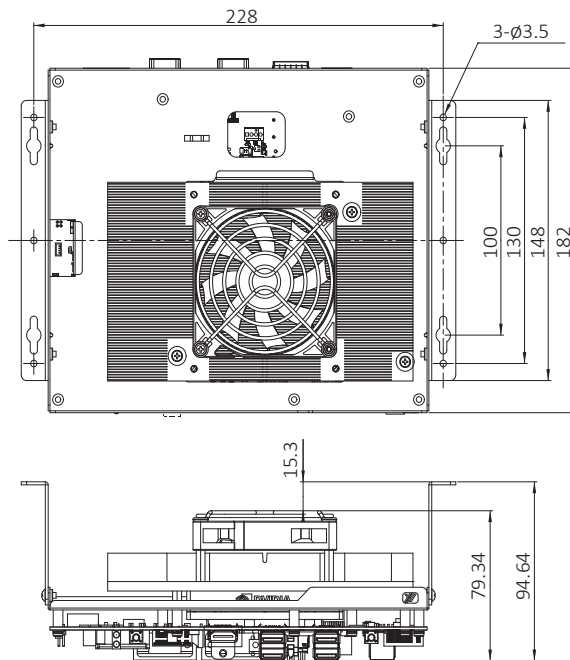
Fansink facing up



Unit: mm



Fansink facing down



Unit: mm

